








Internal Audit Performance Indicators

Performance Measure	Q2	Target	RAG Rating
Internal Audit Departmental Targets			
Audits completed within planned time	89%	80%	 ↑
Average number of days from closure meeting to issue of draft report	13	20	 ↑
Average number of days from response to issue of final report	3	5	 →
Return of client satisfaction questionnaires	100%	70%	 ↑
Client questionnaires responses as satisfied	100%	95%	 →
Productive audit days	82%	75%	 →
Other Targets			
Days to return draft reports	24.5	20	 ↑

Key  Target not achieved  Within 10% of target  Target Achieved